

The Compressional Beta Effect: Analytical Solution, Numerical Benchmark, and Data Analysis

HING ONG^a AND PAUL E. ROUNDY^b

^a Department of Land, Air and Water Resources, University of California, Davis, Davis, California; ^b Department of Atmospheric and Environmental Sciences, University at Albany, State University of New York, Albany, New York

(Manuscript received 27 April 2020, in final form 17 August 2020)

ABSTRACT: This study derives a complete set of equatorially confined wave solutions from an anelastic equation set with the complete Coriolis terms, which include both the vertical and meridional planetary vorticity. The propagation mechanism can change with the effective static stability. When the effective static stability reduces to neutral, buoyancy ceases, but the role of buoyancy as an eastward-propagation mechanism is replaced by the compressional beta effect (i.e., vertical density-weighted advection of the meridional planetary vorticity). For example, the Kelvin mode becomes a compressional Rossby mode. Compressional Rossby waves are meridional vorticity disturbances that propagate eastward owing to the compressional beta effect. The compressional Rossby wave solutions can serve as a benchmark to validate the implementation of the nontraditional Coriolis terms (NCTs) in numerical models; with an effectively neutral condition and initial large-scale disturbances given a half vertical wavelength spanning the troposphere on Earth, compressional Rossby waves are expected to propagate eastward at a phase speed of 0.24 m s^{-1} . The phase speed increases with the planetary rotation rate and the vertical wavelength and also changes with the density scale height. Besides, the compressional beta effect and the meridional vorticity tendency are reconstructed using reanalysis data and regressed upon tropical precipitation filtered for the Madden–Julian oscillation (MJO). The results suggest that the compressional beta effect contributes 10.8% of the meridional vorticity tendency associated with the MJO in terms of the ratio of the minimum values.

KEYWORDS: Tropics; Conservation equations; Madden-Julian oscillation; Waves, atmospheric; Regression analysis; Model evaluation/performance

1. Introduction

Theories about equatorially confined waves substantially explain the observed tropical large-scale variability of cloudiness and precipitation (Kiladis et al. 2009). Matsuno (1966) derived a set of equatorially confined wave solutions from the shallow-water equation set. Silva Dias et al. (1983) derived a vertical normal mode transform through which the hydrostatic primitive-equation set projects completely onto the shallow-water equation set given rigid upper and lower boundaries. Although a rigid upper boundary does not exist, equatorially confined wave solutions derived from the hydrostatic primitive-equation set (Holton and Hakim 2013) are equivalent to Matsuno's (1966) solutions assuming the rigid boundaries (Kiladis et al. 2009). The vertical normal mode transform (Silva Dias et al. 1983) established a theoretical foundation for applying Matsuno's (1966) model to tropical tropospheric large-scale flow. Wheeler and Kiladis (1999) demonstrated that large parts of the space–time spectra of the cloudiness variability conform to the dispersion relations of Matsuno (1966). Kiladis et al. (2009) summarized these theories and emphasized the concept of effective static stability felt by the waves. The effects of static stability as a source of restoring force on waves can be reduced when, in terms of anomalies associated with waves, diabatic heating or cooling due to increased or

decreased moisture condensation partially offsets adiabatic cooling or warming due to upward or downward motion (Haertel and Kiladis 2004). Maher et al. (2019) suggested that Matsuno's model and the weak temperature gradient (WTG) model (e.g., Bretherton and Sobel 2003; Sobel et al. 2001; Yano and Bonazzola 2009) are two of the useful model hierarchies for understanding tropical atmospheric processes. These two hierarchies simplify the thermodynamics using different assumptions. In terms of convective coupling, Matsuno's model assumes that the vertical motion constrains the diabatic effects so that the static stability is effectively reduced, and the WTG model assumes that the diabatic effects force the vertical motion to the extent that the buoyancy ceases. Each of the hierarchies cannot be deduced to its complete form from each other. However, for Matsuno's model, reducing the effective static stability to neutral yields no buoyancy, so the model reaches the WTG balance but does not necessarily conform to the WTG model. Such an apparent intersection of the hierarchies motivates us to explore the effectively neutral condition.

The equatorially confined wave theory is based on an unforced framework. Though diabatic heating and cooling are involved, they are theoretically symmetric about the mean state and affect only the effective buoyancy frequency. In time scales of intraseasonal or longer, atmospheric flow is prone to dissipation, and a forced-dissipative framework is likely more analogous to most flows; for example, Gill's (1980) model simulates large-scale flow forced by diabatic heating. In such time scales, though unforced frameworks like Matsuno's (1966) cannot be excluded as a possible analog for the upper-tropospheric flow (Roundy 2012, 2020), forced-dissipative frameworks like Gill's (1980) have been useful in understanding

Supplemental information related to this paper is available at the Journals Online website: <https://doi.org/10.1175/JAS-D-20-0124.s1>.

Corresponding author: Hing Ong, hxong@ucdavis.edu

large-scale flow associated with the Madden–Julian oscillation (MJO; e.g., [Adames and Kim 2016](#); [Hayashi and Itoh 2012](#)), El Niño–Southern Oscillation (ENSO; e.g., [Neelin et al. 1998](#)), and the intertropical convergence zone (ITCZ; e.g., [Ong and Roundy 2019](#); [Vallis 2017](#)).

Most of the forced-dissipative models assume the hydrostatic approximation following [Gill \(1980\)](#). The hydrostatic primitive-equation set omits the nontraditional Coriolis terms (NCTs), which are terms involving the meridional planetary vorticity, $2\Omega \cos\vartheta$ (Ω and ϑ denote planetary rotation rate and latitude). NCTs are negligible when the buoyancy frequency is far larger than the meridional planetary vorticity (e.g., [Müller 1989](#)), which would be valid on Earth if the atmosphere were dry. However, later studies suggested that the buoyancy frequency can be effectively reduced by moist convection (e.g., [Haertel and Kiladis 2004](#)), and the validity of the omission of NCTs was reassessed by [Hayashi and Itoh \(2012\)](#) and [Ong and Roundy \(2019\)](#). These studies switched NCTs on and off in a linearized forced-dissipative model to simulate large-scale flow forced by a prescribed eastward-moving intraseasonal-oscillating heat source along the equator ([Hayashi and Itoh 2012](#)) and a prescribed zonally symmetric steady heat source ([Ong and Roundy 2019](#)). The results suggested that NCTs contribute 10% or more of the forced vertical vorticity fields through tilting the meridional planetary vorticity to the vertical. Moreover, [Ong and Roundy \(2020\)](#) accounted for the vertical NCT to correct the hypsometric equation, and the correction contributes $\sim 5\%$ of the tropical large-scale geopotential height variability. The effective buoyancy frequency is more difficult to estimate than length and depth scales. Thus, using the ratio of the NCT to the traditional Coriolis term in the zonal momentum equation as a measure to validate the hydrostatic approximation for large-scale flow, [Ong and Roundy \(2019\)](#) proposed a nondimensional parameter, $\hat{O} \equiv aD/(\bar{Y}\bar{L})$, where the characteristic scaling variables for a heat source or sink are defined as follows: a is the distance from planet center, \bar{Y} is the distance of the corresponding subtropical jet from equator, D is the vertical depth, and \bar{L} is the meridional length. The hydrostatic approximation is valid only if \hat{O} is small so that NCTs are negligible. Yet how do NCTs affect unforced equatorial waves? Also, can \hat{O} measure the significance of NCTs in unforced equatorial waves?

Research about effects of NCTs on wave propagation began with a focus on the interior of stars and giant planets, and the following two important effects have been identified: topographic beta effect (e.g., [Busse 1994](#); [Gerkema et al. 2008](#); [Heimpel et al. 2005](#); [Yano 1998](#)) and compressional beta effect (e.g., [Gilman and Glatzmaier 1981](#); [Glatzmaier et al. 2009](#); [Verhoeven and Stellmach 2014](#)). Considering vortex tubes parallel to the rotation axis spanning the interior confined by, typically, a spherical outer boundary, the topographic beta effect refers to vortex stretching due to radial motion. Busse's linear model (e.g., [Busse 1994](#)) is classical but oversimplifies the topographic beta effect ([Yano 1998](#)), and later studies (e.g., [Heimpel et al. 2005](#)) used numerical models to simulate this effect. On the other hand, considering local meridional vorticity, the compressional beta effect refers to vertical density-weighted advection of the meridional planetary vorticity. To illustrate,

consider a positive meridional vorticity disturbance. To the east of the positive disturbance, in terms of the meridional planetary vorticity divided by density, the downward motion yields positive advection. Multiplying density converts this advection to increasing meridional relative vorticity via compression. The opposite occurs to the west. Consequently, the compressional beta effect transmits the meridional vorticity disturbance to the east. Focusing on the interior dynamics of giant planets, [Glatzmaier et al. \(2009\)](#) argued the importance of the compressional beta effect, which was coupled to the topographic beta effect using their numerical model. Using an unbounded linear model, [Verhoeven and Stellmach \(2014\)](#) untangled the compressional beta effect from coupling with the topographic beta effect. They referred to Rossby waves as driven by density-weighted advection of planetary vorticity in general. However, Rossby waves conventionally refer to waves driven by meridional advection of vertical planetary vorticity (e.g., [Holton and Hakim 2013](#); [Vallis 2017](#)). Abiding by this convention, this paper refers to waves driven by the compressional beta effect as compressional Rossby waves. [Verhoeven and Stellmach \(2014\)](#) attempted to derive the dispersion relation of compressional Rossby waves. They found that the compressional beta effect transmits zonal vertical circulation to the east. However, their derivation is dynamically inconsistent (see [section 3](#)) and is limited to a zonal–vertical plane.

Research about effects of NCTs on the complete set of equatorially confined wave solutions has been in progress ([Fruman 2009](#); [Roundy and Janiga 2012](#)). [Fruman \(2009\)](#) used a Boussinesq equation set including NCTs but not vertical acceleration (quasi-hydrostatic), and [Roundy and Janiga \(2012\)](#) further included vertical acceleration (fully nonhydrostatic). These two cases are similar for low-frequency and long zonal wavelength. Categories of equatorially confined wave solutions are depicted in [Table 1](#). In the Boussinesq models, NCTs widen the meridional decay length scale of the equatorially confined waves. At a certain longitude, NCTs tilt the lines of constant phase upward and poleward, so the wave phases propagate either equatorward and upward or poleward and downward, while the meridional wave energy propagation is zero. However, NCTs do not affect the dispersion relations of any subset of the equatorially confined wave solutions in the Boussinesq models ([Fruman 2009](#); [Roundy and Janiga 2012](#)). The reason may be that the meridional planetary vorticity divided by density is constant in the Boussinesq models, and a gradient of the meridional planetary vorticity divided by density is necessary for the compressional beta effect (e.g., [Gilman and Glatzmaier 1981](#); [Glatzmaier et al. 2009](#); [Verhoeven and Stellmach 2014](#)) to change the dispersion relations. Previous studies about effects of NCTs on waves on an f plane ([Kasahara 2003](#); [Kohma and Sato 2013](#)) are also useful for this study; especially, [Kohma and Sato \(2013\)](#) used an anelastic equation set. The solutions on a beta plane should reduce to the solutions on an f plane when $\beta \rightarrow 0$.

Development of dynamical cores for atmospheric models usually benefits from research about deterministic initial value problems. For example, numerical benchmarks of baroclinic waves (e.g., [Jablonowski and Williamson 2006](#); [Ullrich et al. 2014](#)) are widely used to test the model performance in the

TABLE 1. Categories of equatorially confined wave solutions.

	Hydrostatic	Quasi-hydrostatic	Fully nonhydrostatic
Shallow water	Matsuno (1966)	—	—
Boussinesq	—	Fruman (2009)	Roundy and Janiga (2012)
Anelastic	Holton and Hakim (2013)	—	The present study

midlatitudes. On the other hand, in the tropics, simply testing the dry dynamics overstratifies the atmosphere, but adding full moist processes overcomplicates the benchmarking test. This conundrum motivates Reed and Jablonowski (2012) to design simplified moist physical parameterization for testing the tropical performance. To further eliminate physical parameterization, this study tunes the dynamical parameters to make the dry dynamical core more relevant to the moist tropical atmosphere. Research about analytical wave solutions emerging from the compressional beta effect can be applied to validate the implementation of NCTs in the dynamical cores of atmospheric models. Such research can be important because many model developers are restoring NCTs, including DWD's Icosahedral Nonhydrostatic model (ICON; Borchert et al. 2019), GFDL's Finite-Volume Cubed-Sphere Dynamical Core (FV3; H.-M. H. Juang 2019, personal communication), and NCAR's Model for Prediction Across Scales (MPAS;vW. C. Skamarock 2019, personal communication). Borchert et al. (2019) applied a numerical benchmark of baroclinic waves (Ullrich et al. 2014) and an analytical benchmark of acoustic waves. This study attempts to propose a more useful benchmark featuring exact wave solutions that can only exist with NCTs and dynamical parameters that eliminate buoyancy.

This paper is organized as follows. Section 2 discusses an anelastic equation set used in the following sections. Section 3 derives the compressional Rossby wave solution. Section 4 derives the complete set of equatorially confined wave solutions. Section 5 applies the compressional Rossby wave solution to design a benchmarking test and presents results using the MPAS. Section 6 demonstrates how to analyze the compressional beta effect from data by exploring its contribution to meridional vorticity tendency associated with the MJO. Section 7 presents summary and discussion.

2. Anelastic equation set

An anelastic equation set formulated in Lipps and Hemler (1982) is used because vorticity dynamics govern this dynamical system (Jung and Arakawa 2008). Linearize the equation set around a motionless stratified reference state with the complete Coriolis terms on the equatorial beta plane, where $2\Omega \cos\theta$ reduces to 2Ω while $2\Omega \sin\theta$ reduces to βy ; $\beta = 2\Omega/a$:

$$\frac{\partial b}{\partial t} + \tilde{N}^2 w = 0, \quad (1a)$$

$$\frac{\partial u}{\partial t} - \beta y v + 2\Omega w + \frac{\partial \varphi}{\partial x} = 0, \quad (1b)$$

$$\frac{\partial v}{\partial t} + \beta y u + \frac{\partial \varphi}{\partial y} = 0, \quad (1c)$$

$$\epsilon \frac{\partial w}{\partial t} - 2\Omega u + \frac{\partial \varphi}{\partial z} - b = 0, \quad (1d)$$

$$\frac{\partial u}{\partial x} + \frac{\partial v}{\partial y} + \frac{\partial w}{\partial z} - \frac{w}{H} = 0. \quad (1e)$$

The variables are defined as follows: u is zonal velocity, v is meridional velocity, w is vertical velocity, b is buoyancy, and φ is potential-temperature-weighted perturbation Exner function (a pressure-like perturbation proposed by Lipps and Hemler 1982). The coordinates are geometric where z denotes geopotential height. The parameters are defined as follows: N is buoyancy frequency, and $1/H \equiv -d \ln \rho / dz$ is the inverse-scale height of reference density, ρ . To validate the equatorial beta-plane approximation, a (distance from planet center, used to define β , x , y , and z) must be larger than the characteristic meridional width and vertical depth. There is neither forcing nor dissipation in Eqs. (1), but given $\tilde{N} \equiv \sqrt{\alpha} N$, there can be diabatic heating and cooling depending on α , which is a non-dimensional effective buoyancy parameter. $\alpha = 1$ sets vertical motion dry-adiabatic, and $\alpha \in [0, 1)$ reduces the effect of vertical motion on buoyancy; $\alpha = 0$ is the neutral limit. Parameter \tilde{N} is defined as the effective buoyancy frequency. When the nondimensional vertical acceleration parameter $\epsilon = 1$ and 0 set the dynamical system fully nonhydrostatic and quasi-hydrostatic, respectively; ϵ serves as a dynamical tracer for the vertical acceleration term during the derivation. Terms with explicit Ω and β are the nontraditional and traditional Coriolis terms.

The energy equation is derived because this study emphasizes energy constraints including energy conservation during wave propagation and energy confinement in the equatorial region. Apply Eq. (1e) to the sum of the following: [Eq. (1a)] $\times \rho b / \tilde{N}^2$ + [Eq. (1b)] $\times \rho u$ + [Eq. (1c)] $\times \rho v$ + [Eq. (1d)] $\times \rho w$, and average over a wave period (overbar):

$$\begin{aligned} \frac{\partial}{\partial t} \left[\frac{\rho}{2} \left(\frac{b^2}{\tilde{N}^2} + u^2 + v^2 + \epsilon w^2 \right) \right] + \frac{\partial}{\partial x} (\overline{\rho \varphi u}) + \frac{\partial}{\partial y} (\overline{\rho \varphi v}) \\ + \frac{\partial}{\partial z} (\overline{\rho \varphi w}) = 0. \end{aligned} \quad (2)$$

Equation (2) states a form of local energy conservation; local tendency of total energy, $(\rho/2)[(b^2/\tilde{N}^2) + u^2 + v^2 + \epsilon w^2]$, equals to three-dimensional convergence of energy flux, $\rho \varphi u$, $\rho \varphi v$, and $\rho \varphi w$ for zonal, meridional, and vertical, respectively. With periodic and radiation boundary conditions in zonal and vertical directions, to conserve energy during zonal vertical wave propagation, total energy and zonal vertical energy flux must be constant at a certain latitude for every single plane wave solution. Accordingly, the amplitude of u , v , w , b , and φ must increase exponentially with altitude to be inversely proportional

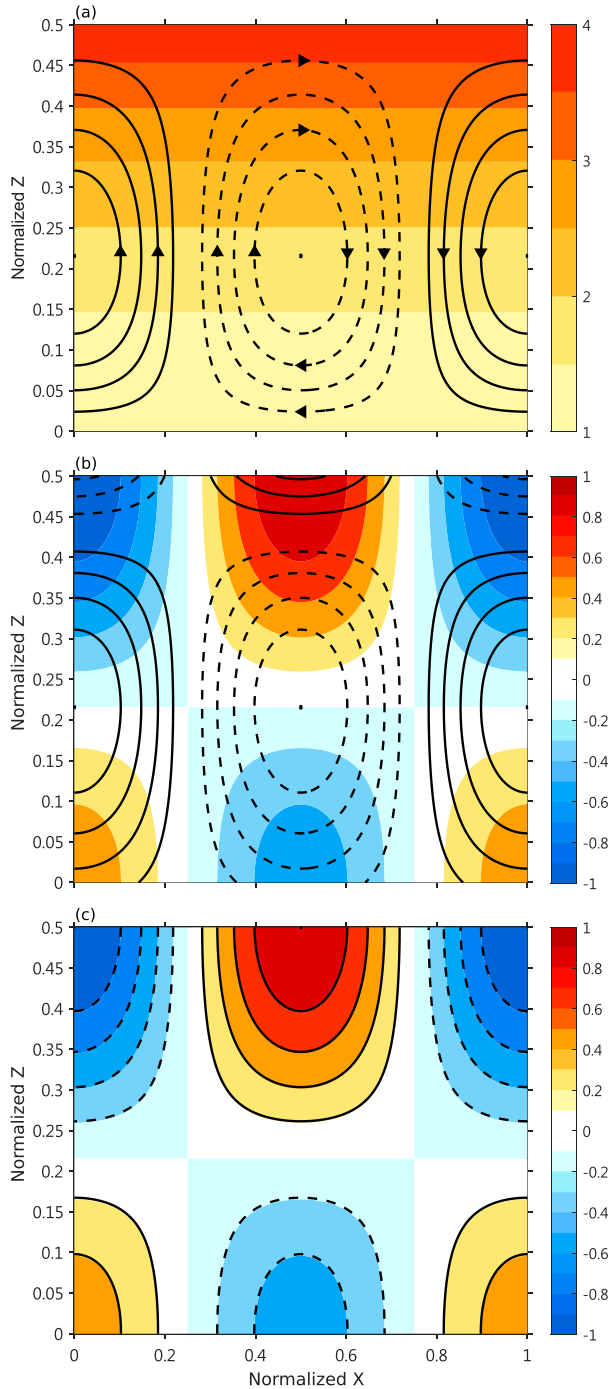


FIG. 1. Snapshots of the zonal vertical structures of the analytical solution of (a), (b) the compressional Rossby waves ($\tilde{N} = 0$) and (c) the Kelvin waves ($\tilde{N} = N$). In (a), the contours denote the mass streamfunction, and the arrows denote the mass flux direction. The shading denotes the meridional planetary vorticity divided by density normalized by the surface value. In (b) and (c), the contours denote φ (a pressure-like perturbation), and the shading denotes the zonal wind. The dashed contours denote negative values (negative streamfunction corresponds to positive meridional relative vorticity), and the zero contours are omitted. The length and depth scales are normalized by the wavelengths.

to the square root of ρ for every single plane wave solution. To confine energy in an unbounded equatorial region, for any combinations of wave solutions, total energy must decay to zero as $y \rightarrow \pm\infty$, and meridional energy flux must be zero. Consequently, the phases of φ and v must be *in quadrature* so that their inner product is zero.

The meridional vorticity equation is also derived because it simplifies the derivation of compressional Rossby wave solutions. Apply Eq. (1e) to the following: $\partial[\text{Eq. (1b)}]/\partial z - \partial[\text{Eq. (1d)}]/\partial x$:

$$\frac{\partial}{\partial t} \left(\frac{\partial u}{\partial z} - \epsilon \frac{\partial w}{\partial x} \right) + 2\Omega \frac{w}{H} - 2\Omega \frac{\partial v}{\partial y} - \beta y \frac{\partial v}{\partial z} + \frac{\partial b}{\partial x} = 0. \quad (3)$$

Equation (3) states that meridional relative vorticity, $\partial u/\partial z - \epsilon \partial w/\partial x$, changes in time in response to the following mechanisms: $-2\Omega w/H$ is the vertical density-weighted advection of meridional planetary vorticity (i.e., the compressional beta effect), $2\Omega \partial v/\partial y$ is the meridional stretching of meridional planetary vorticity, $\beta y \partial v/\partial z$ is the tilting of planetary vorticity from vertical to meridional, and $-\partial b/\partial x$ is buoyancy generation. To gain more insight into the compressional beta effect, rewrite the term; $-2\Omega w/H = 2\Omega w(d \ln \rho/dz) = -\rho w(d/dz)(2\Omega/\rho)$. In this form, the vertical advection operator, $-wd/dz$, multiplies density, and the advected quantity is the meridional planetary vorticity divided by density.

3. Compressional Rossby waves

To derive compressional Rossby waves, ignore terms involving v and b in Eq. (3). This step isolates the compressional beta effect from the complex equation set, which is the subject of section 4. Ignoring $\partial v/\partial y$ enables rewriting Eq. (3) in terms of zonal vertical mass streamfunction, Ψ , where $\rho u \equiv \partial \Psi/\partial z$ and $\rho w \equiv -\partial \Psi/\partial x$:

$$\frac{\partial}{\partial t} \left(\epsilon \frac{\partial^2 \Psi}{\partial x^2} + \frac{\partial^2 \Psi}{\partial z^2} + \frac{1}{H} \frac{\partial \Psi}{\partial z} \right) - \frac{2\Omega}{H} \frac{\partial \Psi}{\partial x} = 0, \quad (4)$$

where $(1/H)(\partial \Psi/\partial z)$ can be interpreted as a compressional effect on the streamfunction because it emerges from the reference density variations.

Assume zonal-vertical plane wave solutions to Eq. (4): $\Psi = \tilde{\Psi} \exp(-z/2H) \exp[i(kx + mz - \omega t)]$. The factor $\exp(-z/2H)$ ensures energy conservation during vertical propagation because ρ and the amplitude of w have factors of $\exp(-z/H)$ and $\exp(z/2H)$. Plug the assumed solutions into Eq. (4), and rearrange:

$$\frac{\omega}{k} = \frac{2\Omega}{H} \left(\epsilon k^2 + m^2 + \frac{1}{4H^2} \right)^{-1}. \quad (5)$$

Equation (5) states the dispersion relation of compressional Rossby waves. The phase speed (ω/k) is eastward and increases with the planetary rotation rate (Ω), the vertical wavelength ($2\pi/m$), and the zonal wavelength ($2\pi/k$); k is insignificant for large-scale flow. The zonal phase speed also changes with the density scale height (H), yet not monotonically; for $m^2 > 1/(4H^2)$, the zonal phase speed increases with decreasing H , and vice versa. For large-scale compressional Rossby waves on Earth with a half vertical wavelength spanning an effectively neutral troposphere, the zonal phase speed is 0.24 m s^{-1} ,

given $\Omega = 7.292 \times 10^{-5} \text{ s}^{-1}$, $H = 9.1 \text{ km}$, and $2\pi/m = 25 \text{ km}$. Superposing incident and reflected waves against a rigid lower boundary, the solution becomes

$$w = w_0 \exp\left(\frac{z}{2H}\right) \sin(mz) \sin(kx - \omega t), \quad (6a)$$

$$\varphi = \varphi_0 \exp\left(\frac{z}{2H}\right) \cos\left(mz + \arctan\frac{\frac{\omega}{2H} - 2\Omega k}{m\omega}\right) \cos(kx - \omega t), \quad (6b)$$

$$u = u_0 \exp\left(\frac{z}{2H}\right) \cos\left(mz + \arctan\frac{\frac{\omega}{2H} - 2\Omega k}{m\omega} + \arctan\frac{2\Omega m}{\frac{\Omega}{H} - \epsilon\omega k}\right) \cos(kx - \omega t), \quad (6c)$$

$$w_0 = \frac{k}{\sqrt{4\Omega^2 - \epsilon\omega^2}} \varphi_0, \quad (6d)$$

$$u_0 = \frac{\sqrt{\frac{\Omega^2}{H^2} + \epsilon\omega^2 k^2 - \epsilon\frac{2\Omega\omega k}{H} + 4\Omega^2 m^2}}{4\Omega^2 - \epsilon\omega^2} \varphi_0, \quad (6e)$$

where φ_0 , w_0 , and u_0 denote amplitudes of φ , w , and u , respectively. Figure 1 shows snapshots of the analytical solution of the zonal vertical structures of such waves. In Fig. 1a, the downward motion yields positive density-weighted advection of the meridional planetary vorticity, and the upward motion yields the opposite. Hence, the meridional vorticity disturbances propagate eastward. The dispersion relation derived by Verhoeven and Stellmach (2014) resembles Eq. (5) but lacks the term $1/(4H^2)$ because they ignored the compressional effect on the streamfunction while considering the compressional beta effect; hence, their derivation is dynamically inconsistent. Verhoeven and Stellmach (2014) mentioned one of the restrictions on the validity of their solution; $m^2 \gg 1/(4H^2)$. Yet even if $m^2 \gg 1/(4H^2)$, their solution does not conserve energy when the waves propagate vertically by a distance of order H . If $m^2 \leq 1/(4H^2)$, their solution will have a remarkable fast bias in terms of the phase speed.

In Eqs. (6b) and (6c), the vertical phase of u is shifted from the vertical phase of φ by $\arctan[2\Omega m/(\Omega/H - \epsilon\omega k)]$. In Fig. 1b, a low- φ region is located above a low- u region and below a high- u region, and vice versa. This relation is consistent with Ong and Roundy (2020), who introduced NCTs to the hypsometric equation and showed that easterly winds in a layer correspond to low pressure perturbations above the layer or high below it. The structure in Fig. 1b is a signature of compressional Rossby waves, which is different from Kelvin waves, where u and φ are in phase (Fig. 1c).

4. Complete set of equatorially confined waves

To derive the complete set of equatorially confined waves, assume zonal-vertical plane wave solutions to Eq. (1) that vary meridionally: $\{u, v, w, b, \varphi\} = \{\hat{u}(y), \hat{v}(y), \hat{w}(y), \hat{b}(y), \hat{\varphi}(y)\} \exp[z/(2H)] \exp[i(kx + mz - \omega t)]$. The amplitudes vary vertically and meridionally. Vertically, the factor $\exp[z/(2H)]$

ensures energy conservation. Meridionally, the hatted factors are unknown and will be solved given the necessary conditions for energy confinement in the equatorial region. Plug the assumed solutions into Eq. (1):

$$i\omega\hat{b} = \tilde{N}^2\hat{w}, \quad (7a)$$

$$i\omega\hat{u} = -\beta y\hat{v} + 2\Omega\hat{w} + ik\hat{\varphi}, \quad (7b)$$

$$-i\omega\hat{v} + \beta y\hat{u} + \frac{d\hat{\varphi}}{dy} = 0, \quad (7c)$$

$$-i\omega\epsilon\hat{w} - 2\Omega\hat{u} + \left(\frac{1}{2H} + im\right)\hat{\varphi} - \hat{b} = 0, \quad (7d)$$

$$ik\hat{u} + \frac{d\hat{v}}{dy} + \left(-\frac{1}{2H} + im\right)\hat{w} = 0. \quad (7e)$$

Because the relation between $\hat{\varphi}$ and \hat{v} is the pivot to determine the necessary conditions for the energy confinement, \hat{b} , \hat{u} , and \hat{w} are eliminated through the following steps in order: multiply Eqs. (7c)–(7e) by $i\omega$, plug Eqs. (7a) and (7b) in to eliminate \hat{b} and \hat{u} , multiply the new Eqs. (7c) and (7e) by $(\epsilon\omega^2 - \tilde{N}^2 - 4\Omega^2)$, and plug the new Eq. (7d) in to eliminate \hat{w} :

$$\begin{aligned} & [\omega^2(\epsilon\omega^2 - \tilde{N}^2 - 4\Omega^2) + \beta^2 y^2(\tilde{N}^2 - \epsilon\omega^2)]\hat{v} \\ & + \left[2\Omega\beta y m\omega + ik\beta y\left(\epsilon\omega^2 - \tilde{N}^2 - \frac{\Omega\omega}{Hk}\right)\right]\hat{\varphi} \\ & + i\omega(\epsilon\omega^2 - \tilde{N}^2 - 4\Omega^2)\frac{d\hat{\varphi}}{dy} = 0, \end{aligned} \quad (8a)$$

$$\begin{aligned} & \left[-k^2(\tilde{N}^2 - \epsilon\omega^2) - k\frac{2\Omega\omega}{H} + \omega^2\left(m^2 + \frac{1}{4H^2}\right)\right]\hat{\varphi} \\ & = \left[2\Omega\beta y m\omega - ik\beta y\left(\epsilon\omega^2 - \tilde{N}^2 - \frac{\Omega\omega}{Hk}\right)\right]\hat{v} \\ & + i\omega(\epsilon\omega^2 - \tilde{N}^2 - 4\Omega^2)\frac{d\hat{v}}{dy}. \end{aligned} \quad (8b)$$

Given any y that is real, according to Eq. (8a), $\hat{\varphi} = 0$ yields trivial solutions because $\hat{v} = 0$ must be true. According to Eq. (8b), $\hat{\varphi} \neq 0$ yields two types of nontrivial solutions, zero- \hat{v} and nonzero- \hat{v} cases. Also, the zero- \hat{v} and nonzero- \hat{v} cases require zero- K and nonzero- K , where $K \equiv -k^2(\tilde{N}^2 - \epsilon\omega^2) - k(2\Omega\omega/H) + \omega^2\{m^2 + [1/(4H^2)]\}$. Sections 4a and 4b solve these two cases separately, and section 4c discusses the solutions.

a. Zero- \hat{v} case

Apply $\hat{v} = 0$ to Eq. (8):

$$\begin{aligned} & \left[2\Omega\beta y m\omega + ik\beta y\left(\epsilon\omega^2 - \tilde{N}^2 - \frac{\Omega\omega}{Hk}\right)\right]\hat{\varphi} \\ & + i\omega(\epsilon\omega^2 - \tilde{N}^2 - 4\Omega^2)\frac{d\hat{\varphi}}{dy} = 0, \end{aligned} \quad (9a)$$

$$\left[-k^2(\tilde{N}^2 - \epsilon\omega^2) - k\frac{2\Omega\omega}{H} + \omega^2\left(m^2 + \frac{1}{4H^2}\right)\right]\hat{\varphi} = 0. \quad (9b)$$

Integrating Eq. (9a) yields the zero- \hat{v} solution for $\hat{\varphi}$, and plugging this into the original assumed solution yields the following:

$$\varphi = \varphi_0 \exp\left(\frac{z}{2H} - \frac{\tilde{N}^2 + \frac{\Omega\omega}{Hk} - \epsilon\omega^2}{\tilde{N}^2 + 4\Omega^2 - \epsilon\omega^2} \frac{\beta k y^2}{2}\right) \times \exp\left[i\left(kx - \omega t + mz + \frac{-2\Omega\beta m}{\tilde{N}^2 + 4\Omega^2 - \epsilon\omega^2} \frac{y^2}{2}\right)\right]. \quad (10)$$

Equation (9b) yields the dispersion relation of the zero- \hat{v} solution:

$$-k^2(\tilde{N}^2 - \epsilon\omega^2) - k \frac{2\Omega\omega}{H} + \omega^2\left(m^2 + \frac{1}{4H^2}\right) = 0. \quad (11)$$

Equations (10) and (11) are consistent with the Kelvin wave solutions in previous studies (Fruman 2009; Holton and Hakim 2013; Kohma and Sato 2013; Roundy and Janiga 2012) when certain limits are taken. At the hydrostatic limit (i.e., $\epsilon \rightarrow 0$ and $\Omega \rightarrow 0$), Eqs. (10) and (11) reduce to the solutions of Holton and Hakim (2013). At the Boussinesq limit (i.e., $H \rightarrow \infty$), Eqs. (10) and (11) reduce to the solutions of Roundy and Janiga (2012), which further reduce to the solutions of Fruman (2009) at the quasi-hydrostatic limit (i.e., $\epsilon \rightarrow 0$). Furthermore, Eq. (11) is equivalent to Eq. (33) of Kohma and Sato (2013), who suggested that these waves are not trapped by a zonal boundary at the equator using an f plane. However, Eqs. (10) and (11) suggest that these waves are trapped on the equatorial beta plane only if propagating eastward; given Eq. (11), $\{[\tilde{N}^2 + \Omega\omega/(Hk) - \epsilon\omega^2]/(\tilde{N}^2 + 4\Omega^2 - \epsilon\omega^2)\}(\beta k/\omega) = \{\beta\sqrt{(\tilde{N}^2 - \epsilon\omega^2)[m^2 + 1/(4H^2)] + \Omega^2/H^2}/(\tilde{N}^2 + 4\Omega^2 - \epsilon\omega^2)\} > 0$ in Eq. (10) if and only if $\omega/k > 0$ and $\epsilon k^2/[m^2 + 1/(4H^2)] < \sqrt{1 + (\tilde{N}^2 H^2/\Omega^2)[\epsilon k^2 + m^2 + 1/(4H^2)]}$. The second condition only restrains a large aspect ratio $\epsilon k^2/[m^2 + 1/(4H^2)]$ from the equatorial confinement.

However, the zero- \hat{v} waves are not Kelvin waves. To illustrate, at the neutral limit (i.e., $\tilde{N} \rightarrow 0$), Eq. (11) reduces to Eq. (5) (i.e., compressional Rossby waves). Moreover, taking this limit for Eq. (10) suggest that the compressional Rossby waves are equatorially confined for an aspect ratio smaller than unity. With the effective static stability increasing from neutral, Eq. (11) approaches the canonical solution for Kelvin waves, with a continuum of hybrid forms in between. Kelvin wave dynamics dominate if the effective buoyancy frequency is larger than the meridional planetary vorticity. All zero- \hat{v} waves with a small aspect ratio [i.e., $\epsilon k^2 \ll m^2 + 1/(4H^2)$] are nondispersive in the zonal direction.

b. Nonzero- \hat{v} case

Derivations to be elaborated in this section show that the nonzero- \hat{v} solutions of Eq. (8) can be decomposed as $\hat{v} \equiv v_0 V(y/L) \exp(-y^2/2L^2) \exp(i\Gamma y^2/2)$, where the four factors denote amplitude of v , meridional stationary oscillator, meridional decay function, and meridional propagation oscillator. Γ can be interpreted as a meridional propagation parameter; phases propagate poleward for positive Γ , and vice versa. Γ can also be interpreted as a meridional tilting parameter; lines of constant phase tilt upward and poleward if the signs of Γ and m are opposite, and vice versa. To discuss energy constraints on Γ , plug the decomposition and $K \equiv -k^2(\tilde{N}^2 - \epsilon\omega^2) - k(2\Omega\omega/H) + \omega^2[m^2 + 1/(4H^2)]$ into Eq. (8b):

$$K\hat{\varphi} = \left[2\Omega\beta y m \omega - \Gamma y \omega (\epsilon\omega^2 - \tilde{N}^2 - 4\Omega^2) - ik\beta y \left(\epsilon\omega^2 - \tilde{N}^2 - \frac{\Omega\omega}{Hk} \right) - i \frac{y}{L^2} \omega (\epsilon\omega^2 - \tilde{N}^2 - 4\Omega^2) + i \frac{1}{V} \frac{dV}{dy} \omega (\epsilon\omega^2 - \tilde{N}^2 - 4\Omega^2) \right] \hat{v}. \quad (12)$$

To prevent any meridional energy flux, if $\hat{\varphi}$ is real, \hat{v} must be imaginary. To satisfy Eq. (12), if $\hat{\varphi}$ is real, the rhs of Eq. (12) must be real. Consequently, given $\hat{\varphi}$ is real without loss of generality (assuming any complex $\hat{\varphi}$ yields the same conclusion), on the rhs of Eq. (12), $-\Gamma y \omega (\epsilon\omega^2 - \tilde{N}^2 - 4\Omega^2)$ must cancel $2\Omega\beta y m \omega$, which constrains the meridional propagation (tilting) parameter:

$$\Gamma = \frac{-2\Omega\beta m}{\tilde{N}^2 + 4\Omega^2 - \epsilon\omega^2}. \quad (13)$$

Accordingly, the meridional phase propagation is *nonzero* as in Eq. (13) if and only if the meridional energy propagation is *zero*. Equation (13) is equivalent to Eq. (18) of Roundy and Janiga (2012); thus, the meridional phase propagation is independent from the reference density variations. Moreover, because $\tilde{N}^2 + 4\Omega^2 - \epsilon\omega^2 > 0$ for all real solutions, Γ and m are opposite signed. Consequently, Fruman's (2009) result of upward and poleward tilting of lines of constant phase also applies to the less-approximated case in the present study (Table 1).

To solve for V and L , multiply Eq. (8a) by K , plug Eq. (12) into it, and rearrange:

$$(\tilde{N}^2 + 4\Omega^2 - \epsilon\omega^2) \frac{d^2}{dy^2} \left[V \exp\left(\frac{-y^2}{2L^2}\right) \right] + \left[\left(k^2 + \frac{k\beta}{\omega} \right) \left(\epsilon\omega^2 - \tilde{N}^2 - \frac{\Omega\omega}{Hk} \right) + \omega^2 \left(m^2 + \frac{1}{4H^2} - \frac{\Omega k}{H\omega} \right) - \left(m^2 + \frac{1}{4H^2} - \frac{4\Omega^2 m^2}{\tilde{N}^2 + 4\Omega^2 - \epsilon\omega^2} \right) \beta^2 y^2 \right] V \exp\left(\frac{-y^2}{2L^2}\right) = 0. \quad (14)$$

Then, to apply known solutions to Eq. (14), nondimensionalize it by plugging $y \equiv LY$ into it. This yields a form of Hermite's equation, $d^2V/dY^2 - 2Y(dV/dY) + \lambda V = 0$, where

$$L^2 = \frac{\tilde{N}^2 + 4\Omega^2 - \epsilon\omega^2}{\beta \sqrt{(\tilde{N}^2 - \epsilon\omega^2) \left(m^2 + \frac{1}{4H^2} \right) + \frac{\Omega^2}{H^2}}}, \quad (15a)$$

$$\lambda = \frac{L^2}{\tilde{N}^2 + 4\Omega^2 - \epsilon\omega^2} \left[\left(k^2 + \frac{k\beta}{\omega} \right) \left(\epsilon\omega^2 - \tilde{N}^2 - \frac{\Omega\omega}{Hk} \right) + \omega^2 \left(m^2 + \frac{1}{4H^2} - \frac{\Omega k}{H\omega} \right) \right] - 1. \quad (15b)$$

The solutions for V are the physicists' Hermite polynomials, H_n , where $n = 0, 1, 2, \dots$ (e.g., Vallis 2017). Plugging this into the original assumed solution yields the following:

$$v = v_0 H_n \left(\frac{y}{L} \right) \exp \left(\frac{z}{2H} - \frac{y^2}{2L^2} \right) \exp \left[i \left(kx - \omega t + mz + \frac{\Gamma y^2}{2} \right) \right]. \quad (16)$$

For each n , solutions exist if and only if $\lambda = 2n$, which yields the dispersion relations:

$$\begin{aligned} - \left(k^2 + \frac{k\beta}{\omega} \right) \left(\tilde{N}^2 + \frac{\Omega\omega}{Hk} - \epsilon\omega^2 \right) + \omega^2 \left(m^2 + \frac{1}{4H^2} - \frac{\Omega k}{H\omega} \right) \\ = (2n + 1) \frac{\tilde{N}^2 + 4\Omega^2 - \epsilon\omega^2}{L^2}. \end{aligned} \quad (17)$$

Equations (13) and (15)–(17) are consistent with the non-Kelvin wave solutions in previous studies (Fruman 2009; Holton and Hakim 2013; Roundy and Janiga 2012) when certain limits are taken. A subset of the dispersion relations where $K = 0$ is discarded because the derivation of Eq. (14) requires $K \neq 0$. Note that $L^2 > 0$ is true for all results discussed below.

c. Discussion

The zonal temporal dispersion relations of the zero- \hat{v} and nonzero- \hat{v} cases are depicted together in Fig. 2, given $\Omega = 7.292 \times 10^{-5} \text{ s}^{-1}$, $H = 9.1 \text{ km}$, and $2\pi/m = 25 \text{ km}$. In the strongly stable case (Fig. 2a), all the modes appear like Matsuno's (1966) modes with an equivalent depth of 33 m, and the inclusion of NCTs does not make a noticeable difference in terms of the dispersion relations and the spatial structure. Such an equivalent depth lies within the canonical convectively coupled equatorial wave bands on Earth (e.g., Wheeler and Kiladis 1999). In the neutral case (Fig. 2b), the zero- \hat{v} and nonzero- \hat{v} modes appear like the Kelvin and Yanai ($n = 0$, mixed Rossby–gravity) modes in Fig. 2a, but the compressional beta effect replaces buoyancy as the eastward-propagation mechanism. Also, in Fig. 2b, the westward inertio-gravity (high-wavenumber and high-frequency) modes in Fig. 2a disappear because buoyancy is zero but is a fundamental restoring force of these waves. Moreover, in Fig. 2b, the Rossby ($n > 0$ and low-frequency) modes in Fig. 2a coincide $K = 0$ so are discarded. For the zero- \hat{v} mode (Fig. 2c), with decreasing \tilde{N} , the zonal phase speed decreases linearly without NCTs but nonlinearly with NCTs; in the latter case, the decreasing rate of phase speed decreases so that the phase speed approaches 0.24 m s^{-1} instead of zero. For all the modes transitioning from Fig. 2a to Fig. 2b, see the animation in mp4 format in the online supplemental material, where black and red curves denote dispersion relations with and without NCTs. Except the last frame of the animation (Fig. 2b), the sound of a piano is played at a sound frequency proportional to the effective buoyancy frequency used to plot

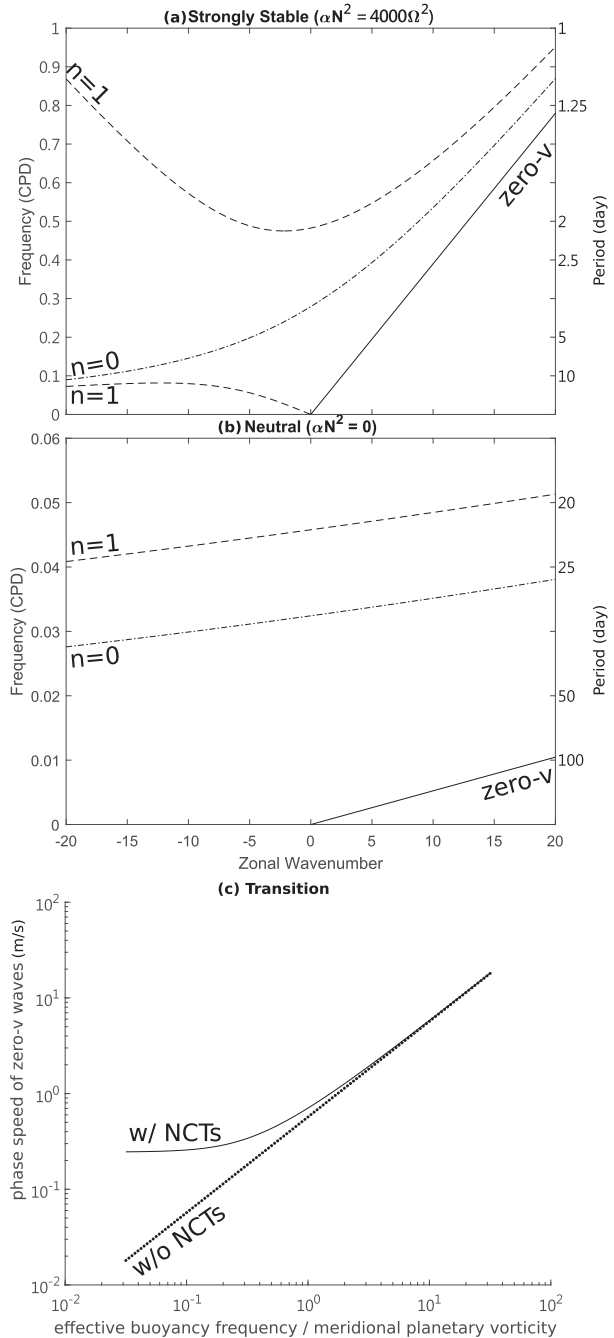


FIG. 2. Zonal temporal dispersion relations of the equatorially confined wave solutions for (a) a strongly stable case and (b) the neutral case. (c) The transition of the zonal phase speed of the zero- \hat{v} waves with and without NCTs from slightly stable to strongly stable.

every frame. With decreasing \tilde{N} , the zonal phase speed of all modes decreases, and the dispersion curves with and without NCTs separate farther. Overall, the contributions of NCTs become noticeable when the effective buoyancy frequency becomes comparable or smaller than the meridional planetary vorticity, which is consistent with Müller (1989).

The results suggest that \hat{O} number (Ong and Roundy 2019) can measure the significance of NCTs in unforced equatorial waves. To estimate \hat{O} number, choose L as the characteristic \bar{Y} and \bar{L} , and $2H$ as the characteristic D . Then, plug these choices and Eq. (15a) into $\hat{O} \equiv aD/(\bar{Y}\bar{L})$, and assume low frequency where $\omega^2 \ll 4\Omega^2$. For the neutral case, $\hat{O} = 1$; in words, NCTs are on the leading order. For a strongly stable case where $2\Omega/\bar{N} \rightarrow 0$, $\hat{O} \sim 2\Omega/\bar{N}$; in words, NCTs are negligible, so Matsuno's (1966) solutions, using the hydrostatic approximation, can become valid.

5. Benchmarking test

To test the model performance with the implementation of NCTs under a neutral condition, we choose the compressional Rossby wave solutions in section 3 as a benchmark because the model configuration is simpler than the solutions in section 4. The spatial domain is a zonal vertical rectangle. The lateral boundaries are periodic, and the upper and lower boundaries are rigid. The planetary vorticity has a northward component but no vertical component (i.e., using the generalized equatorial f plane). We make the planetary rotation rate much faster to save process time; the wave period becomes as short as 86400 s. The basic state is hydrostatic and motionless. The initial perturbations are set using Eqs. (5) and (6). Table 2 lists the parameters for the benchmarking test.

For the thermodynamics, we aim to eliminate buoyancy. A possible way is to initiate the test with constant potential temperature, but this drastically enhances the vertical decrease of the density scale height. Instead, we use a barotropic ideal gas whose thermodynamic properties fit our goal; its heat capacity is infinity, so an isothermal atmosphere becomes isentropic because its Poisson constant is zero. The φ for such a gas denotes perturbation of pressure divided by basic-state density. For a fully compressible model, its speed of sound is \sqrt{gH} , where g denotes gravity acceleration, and Eq. (1e) becomes

$$\frac{1}{gH} \frac{\partial \varphi}{\partial t} + \frac{\partial u}{\partial x} + \frac{\partial w}{\partial z} - \frac{w}{H} = 0. \quad (18)$$

While the structures in Eq. (6) still apply, the dispersion relation becomes

$$\frac{\omega}{k} = \frac{2\Omega}{H} \left(\epsilon k^2 + m^2 + \frac{1}{4H^2} + \frac{4\Omega^2}{gH} - \epsilon \frac{\omega^2}{gH} \right)^{-1}. \quad (19)$$

Compressional Rossby waves propagate slightly slower in the fully compressible case as Eq. (19) than the anelastic case as Eq. (5). In Table 2, different values of m are given for the two cases so that the wave period remains 86400 s. In practice, $-\epsilon\omega^2/(gH)$ in Eq. (19) is omitted. If the Earth rotation rate is used, the difference between Eqs. (5) and (19) will be negligible, but the process time for the test will drastically increase.

The implementation of NCTs has been a compiler option in the MPAS atmospheric dynamical core (Skamarock et al. 2012), which is fully compressible. Testing this option with the compressional Rossby waves, this study identified a flaw in its

TABLE 2. Parameters used in the benchmarking test.

Ω (planetary rotation rate)	$6.973\,339 \times 10^{-3} \text{ s}^{-1}$
g (gravity acceleration)	$9.806\,16 \text{ m s}^{-2}$
R (gas constant for dry air)	$287.0 \text{ J kg}^{-1} \text{ K}^{-1}$
T (basic-state temperature)	311.0 K
H (density scale height)	$RT/g \cong 9.1 \times 10^3 \text{ m}$
κ (Poisson constant)	0
p_b (basic-state pressure at the bottom)	$1.0 \times 10^5 \text{ Pa}$
L_x (domain width)	$2.0 \times 10^6 \text{ m}$
k (zonal wavenumber)	$2\pi/L_x$
L_z (domain depth)	$12\,721 \text{ m}$ (fully compressible) $12\,500 \text{ m}$ (anelastic)
m (vertical wavenumber)	π/L_z
u_0 (initial perturbation amplitude of zonal velocity)	0.09 m s^{-1}

source code (the vertical NCT had been mistakenly divided by the gridcell area with units of square meters) and corrected it. For the simulation, the grid mesh comprises regular hexagons of which a pair of opposite sides lies in the zonal direction. The zonal grid spacing is 5 km, so 400 grid cells cover the domain width. The domain depth is equally divided into 64 grid boxes, so the vertical grid spacing is 198.77 m. All physical parameterization schemes and Rayleigh damping are switched off. The results suggest that the numerical solutions reasonably conform to the analytical solutions in this study; the contours of the results almost overlap those on Fig. 1. In terms of the Euclidean norm of the zonal velocity field, Fig. 3 depicts the percentages of the difference between the numerical and the analytical solutions to the analytical solution. This normalized difference decreases with u_0 ; at the end of one wave period (24 h), 1.315% for $u_0 = 0.09 \text{ m s}^{-1}$, 0.811% for $u_0 = 0.045 \text{ m s}^{-1}$, and 0.625% for $u_0 = 0.0225 \text{ m s}^{-1}$. For the zonal velocity field output every 3600 s, see compilation of graphics in pdf format in the supplemental material, where the thick black and thin green contours denote analytical and numerical solutions. The difference is small and can be substantially explained by the zonal advection of zonal velocity. This conformation validates the recent correction of the implementation of NCTs in the MPAS atmospheric dynamical core.

6. Compressional beta effect in the MJO

To demonstrate how to analyze the compressional beta effect from reanalysis data, we take the MJO as an example, focusing on its zonal-vertical overturning circulation. The slow eastward phase speed of the compressional Rossby wave solutions motivates us to explore possible contributions of the compressional beta effect to the eastward propagation of the MJO, which is on the slowest end of the spectrum of Wheeler and Kiladis (1999) but 20 times on average faster than the compressional Rossby wave solutions. Although the model used to create reanalysis data does not include NCTs, the overturning circulations associated with the MJO in reanalysis data compare fairly well with those in observed data

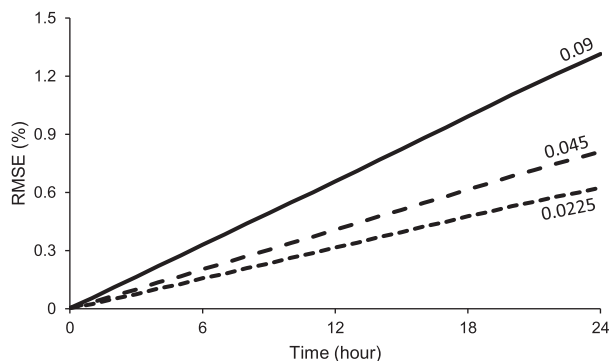


FIG. 3. Temporal evolutions of the normalized root-mean-square errors of the numerical solutions of the compressional Rossby waves using the MPAS. The numbers by the curves denote the initial perturbation amplitude of zonal velocity (m s^{-1}).

(Kiladis et al. 2005) and can be used to reconstruct the compressional beta effect. Accordingly, this study analyzes the MJO-filtered compressional beta effect and local meridional vorticity tendency reconstructed from ERA-Interim (Dee et al. 2011) reanalysis data from 1979 to 2018. The compressional beta effect is approximated from $-2\Omega w/H$ as Eq. (3) to $(2\Omega/p)(Dp/Dt)$, where p denotes pressure, with the data in isobaric coordinates. The local meridional vorticity tendency is approximated with a central finite difference with a spacing of 1 day. An MJO index for every longitude is created by filtering tropical precipitation for an MJO band covering zonal wavenumber from 1 to 10 and time period from 30 to 96 days. For the tropical precipitation, GPCP Version 1.3 One-Degree Daily Precipitation Dataset (Mesoscale Atmospheric Processes Branch/Laboratory for Atmospheres/Earth Sciences Division/Science and Exploration Directorate/Goddard Space Flight Center/NASA, and Earth System Science Interdisciplinary Center/University of Maryland 2018) is averaged from 15°S to 15°N . Then, the compressional beta effect and the local meridional vorticity tendency are regressed upon the MJO index. The statistical significance is tested with two-tailed Student's t test at 95% confidence level, where the equivalent degrees of freedom take autocorrelation of 1-day lag into account.

Figure 4 depicts zonal vertical distributions at the equator of the results regressed upon the MJO-filtered precipitation at 90°E . The most prominent signal of the compressional beta effect is negative in the mid- to upper troposphere in the MJO-active (convective) phase from 60° to 135°E minimizing at 90°E . This negative compressional beta effect can be explained by upward motion associated with the MJO-active phase. The most prominent negative signal of the meridional vorticity tendency is collocated with the negative signal of the compressional beta effect. In terms of the ratio of the minimum values, the compressional beta effect contributes 10.8% of the meridional vorticity tendency. In other words, the east-up-west circulation in the west of the MJO-active phase is propagating toward the MJO-active phase partially owing to the compressional beta effect. The compressional beta effect is lacking in

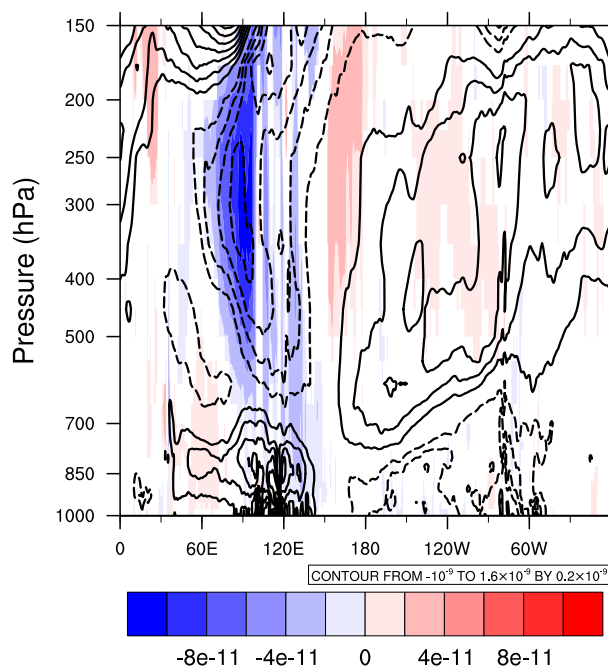


FIG. 4. Zonal-vertical distributions at the equator of the meridional vorticity tendency (contours, s^{-2}) and the compressional beta effect (shading, s^{-2}) regressed upon MJO-filtered tropical precipitation at 90°E . Significant at 95% confidence level, shown results are the prediction at one standard deviation of the filtered precipitation. The solid and dashed contours denote positive and negative values, respectively. The zero contour is omitted.

most of the current global atmospheric models because of the omission of NCTs, but the consequences of this lack may vary. For such models to yield an appropriate phase speed and amplitude of the MJO, they would need at least one of the other terms in Eq. (3) to overact (e.g., an overestimated west-east buoyancy gradient across the MJO-active phase). For the other terms to remain appropriate, the phase speed would be underestimated to maintain the amplitude, or the amplitude would decrease with time to maintain the phase speed. Another mechanism whereby NCTs can contribute to vorticity budgets is through tilting (Hayashi and Itoh 2012). We suspect that the tilting unlikely affects propagation for the following reasons. Adding only the tilting to Matsuno's (1966) model does not change the dispersion relations of the equatorial waves (Fruman 2009; Roundy and Janiga 2012). Adding both the tilting and the compressional beta effect to it yields additional eastward propagation (section 4). Removing the tilting from this result by removing the y dimension does not change the eastward propagation (section 3).

7. Summary and discussion

This study corrects the derivation of the compressional Rossby wave solutions of Verhoeven and Stellmach (2014) by accounting for dynamical consistency and energy constraints. Compressional Rossby waves are meridional vorticity disturbances in the equatorial region that propagate eastward owing

to the compressional beta effect. This effect is due to vertical density-weighted advection of the meridional planetary vorticity; the advected quantity is the meridional planetary vorticity divided by density, and multiplying density converts such an advection to local meridional relative vorticity tendency via compression or expansion. A signature of compressional Rossby waves is a low pressure anomaly between easterly winds below and westerly winds above and a high pressure anomaly with the opposite wind pattern. The compressional Rossby wave solutions can serve as a benchmark to validate the implementation of the nontraditional Coriolis terms (NCTs). With effectively neutral static stability and initial large-scale disturbances given a half vertical wavelength spanning the troposphere on Earth, compressional Rossby waves are expected to propagate eastward at a phase speed of 0.24 m s^{-1} . The phase speed increases with the planetary rotation rate and the vertical wavelength, and it also changes with the density scale height. This benchmark can be important because many model developers are restoring NCTs. We recently corrected the implementation of NCTs in the MPAS atmospheric dynamical core and validated the correction by simulating the compressional Rossby waves. This benchmarking test uses a generalized equatorial f plane. Also, it uses fast planetary rotation rate to save process time. Nonetheless, it uses barotropic ideal gas to magnify the compressional beta effect without adding moist processes. The numerical solutions reasonably conform to the analytical solutions.

This study also derives a complete set of equatorially confined wave solutions from an anelastic equation set with the complete Coriolis terms, which include both the vertical and meridional planetary vorticity. The propagation mechanism can change with the effective static stability. In a strongly stable case in which the effective buoyancy frequency is larger than the meridional planetary vorticity, the dispersion relations appear like Matsuno's (1966), which is true for the canonical convectively coupled equatorial wave bands on Earth (e.g., Wheeler and Kiladis 1999). In the neutral case, in which buoyancy ceases, the compressional beta effect replaces buoyancy as the eastward-propagation mechanism, and westward-propagating modes that depend on buoyancy disappear. The complete set derived in this study remarkably differs from Matsuno's (1966) only if the meridional planetary vorticity is comparable or larger than the effective buoyancy frequency, which is consistent with Müller (1989).

As a demonstration of data analysis, the compressional beta effect and the meridional vorticity tendency are reconstructed using reanalysis data and regressed upon tropical precipitation data filtered for the MJO. In the mid- to upper troposphere in the MJO-active phase, the compressional beta effect is prominently negative owing to the upward motion. In the same region, the meridional vorticity is decreasing with time. The compressional beta effect explains 10.8% of the decrease of the meridional vorticity in the MJO-active phase in terms of the ratio of the minimum values.

More consideration shall be given to theories about a dynamical continuum from the Kelvin waves to the MJO. Roundy (2020) showed that observed signals conforming to unforced Kelvin waves exist in the upper troposphere throughout the

Kelvin wave–MJO spectrum. Adames et al. (2019) included moisture variability into a zero- \bar{v} wave framework, and the results suggest that the moisture dynamics becomes significant while the system is adjusted toward the MJO. The present study encourages a combination of both NCTs and moisture variability for future studies because NCTs are also potentially considerable for MJO propagation. Still, this combination may not combine the unforced wave framework and the forced-dissipative framework. Yet the MJO appears like unforced waves in the upper troposphere but like forced flow in the lower troposphere (Roundy 2012). This challenge is also left for future studies.

Acknowledgments. This work was funded by National Science Foundation (Grants AGS1757342, AGS1358214, and AGS1128779). This paper originated as a course project of Hing Ong in ATM 523, Large Scale Dynamics of the Tropics, instructed by Paul Roundy. It became a chapter of Hing Ong's Ph.D. dissertation, accepted by a committee composed of Paul Roundy, William Skamarock, Brian Rose, and Robert Fovell. We thank William Skamarock for discussion and technical support on the development of the benchmarking test. We thank Paul Roundy's (previously Hing Ong's) department for funding this paper and thank the other students in the class for discussion. Hing Ong was funded by Government Scholarship to Study Abroad, Ministry of Education, Taiwan. We thank Kai-Chih Tseng, Kevin Reed, and four anonymous reviewers for their useful comments. Hing Ong thanks especially an anonymous student reviewer in the class. We thank ECMWF for granting access to ERA-Interim data via NCAR Research Data Archive.

Data availability statement. GPCP Version 1.3 and ERA-Interim data can be obtained via <https://doi.org/10.5065/PV8B-HV76> and <https://doi.org/10.5065/D6CR5RD9>. The source code generating analytical solutions for the compressional Rossby waves are available from <https://github.com/HingOng/CompressionalRossbyWave>. The source code of the MPAS and the mesh file for the test case can be obtained via <https://github.com/MPAS-Dev/MPAS-Model> and https://www2.mmm.ucar.edu/projects/mpas/test_cases/v7.0/mountain_wave.tar.gz.

REFERENCES

- Adames, Á. F., and D. Kim, 2016: The MJO as a dispersive, convectively coupled moisture wave: Theory and observations. *J. Atmos. Sci.*, **73**, 913–941, <https://doi.org/10.1175/JAS-D-15-0170.1>.
- , —, S. K. Clark, Y. Ming, and K. Inoue, 2019: Scale analysis of moist thermodynamics in a simple model and the relationship between moisture modes and gravity waves. *J. Atmos. Sci.*, **76**, 3863–3881, <https://doi.org/10.1175/JAS-D-19-0121.1>.
- Borchert, S., G. Zhou, M. Baldauf, H. Schmidt, G. Zängl, and D. Reinert, 2019: The upper-atmosphere extension of the ICON general circulation model (version: ua-icon-1.0). *Geosci. Model Dev.*, **12**, 3541–3569, <https://doi.org/10.5194/gmd-12-3541-2019>.
- Bretherton, C. S., and A. H. Sobel, 2003: The Gill model and the weak temperature gradient approximation. *J. Atmos. Sci.*, **60**, 451–460, [https://doi.org/10.1175/1520-0469\(2003\)060<0451:TGMATW>2.0.CO;2](https://doi.org/10.1175/1520-0469(2003)060<0451:TGMATW>2.0.CO;2).

- Busse, F., 1994: Convection driven zonal flows and vortices in the major planets. *Chaos*, **4**, 123–134, <https://doi.org/10.1063/1.165999>.
- Dee, D. P., and Coauthors, 2011: The ERA-Interim reanalysis: Configuration and performance of the data assimilation system. *Quart. J. Roy. Meteor. Soc.*, **137**, 553–597, <https://doi.org/10.1002/qj.828>.
- Fruman, M. D., 2009: Equatorially bounded zonally propagating linear waves on a generalized β plane. *J. Atmos. Sci.*, **66**, 2937–2945, <https://doi.org/10.1175/2009JAS2932.1>.
- Gerkema, T., J. Zimmerman, L. Maas, and H. Van Haren, 2008: Geophysical and astrophysical fluid dynamics beyond the traditional approximation. *Rev. Geophys.*, **46**, RG2004, <https://doi.org/10.1029/2006RG000220>.
- Gill, A. E., 1980: Some simple solutions for heat-induced tropical circulation. *Quart. J. Roy. Meteor. Soc.*, **106**, 447–462, <https://doi.org/10.1002/qj.49710644905>.
- Gilman, P. A., and G. A. Glatzmaier, 1981: Compressible convection in a rotating spherical shell. I—Anelastic equations. II—A linear anelastic model. III—Analytic model for compressible vorticity waves. *Astrophys. J. Suppl. Ser.*, **45**, 335–388, <https://doi.org/10.1086/190714>.
- Glatzmaier, G. A., M. Evonuk, and T. M. Rogers, 2009: Differential rotation in giant planets maintained by density-stratified turbulent convection. *Geophys. Astrophys. Fluid Dyn.*, **103**, 31–51, <https://doi.org/10.1080/03091920802221245>.
- Haertel, P. T., and G. N. Kiladis, 2004: Dynamics of 2-day equatorial waves. *J. Atmos. Sci.*, **61**, 2707–2721, <https://doi.org/10.1175/JAS3352.1>.
- Hayashi, M., and H. Itoh, 2012: The importance of the nontraditional Coriolis terms in large-scale motions in the tropics forced by prescribed cumulus heating. *J. Atmos. Sci.*, **69**, 2699–2716, <https://doi.org/10.1175/JAS-D-11-0334.1>.
- Heimpel, M., J. Aurnou, and J. Wicht, 2005: Simulation of equatorial and high-latitude jets on Jupiter in a deep convection model. *Nature*, **438**, 193–196, <https://doi.org/10.1038/nature04208>.
- Holton, J. R., and G. J. Hakim, 2013: *An Introduction to Dynamic Meteorology*. Academic Press, 532 pp.
- Jablonowski, C., and D. L. Williamson, 2006: A baroclinic instability test case for atmospheric model dynamical cores. *Quart. J. Roy. Meteor. Soc.*, **132**, 2943–2975, <https://doi.org/10.1256/qj.06.12>.
- Jung, J.-H., and A. Arakawa, 2008: A three-dimensional anelastic model based on the vorticity equation. *Mon. Wea. Rev.*, **136**, 276–294, <https://doi.org/10.1175/2007MWR2095.1>.
- Kasahara, A., 2003: On the nonhydrostatic atmospheric models with inclusion of the horizontal component of the Earth's angular velocity. *J. Meteor. Soc. Japan*, **81**, 935–950, <https://doi.org/10.2151/jmsj.81.935>.
- Kiladis, G. N., K. H. Straub, and P. T. Haertel, 2005: Zonal and vertical structure of the Madden–Julian oscillation. *J. Atmos. Sci.*, **62**, 2790–2809, <https://doi.org/10.1175/JAS3520.1>.
- , M. C. Wheeler, P. T. Haertel, K. H. Straub, and P. E. Roundy, 2009: Convectively coupled equatorial waves. *Rev. Geophys.*, **47**, RG2003, <https://doi.org/10.1029/2008RG000266>.
- Kohma, M., and K. Sato, 2013: Kelvin and Rossby waves trapped at boundaries under the full Coriolis force. *SOLA*, **9**, 9–14, <https://doi.org/10.2151/SOLA.2013-003>.
- Lipps, F. B., and R. S. Hemler, 1982: A scale analysis of deep moist convection and some related numerical calculations. *J. Atmos. Sci.*, **39**, 2192–2210, [https://doi.org/10.1175/1520-0469\(1982\)039<2192:ASAODM>2.0.CO;2](https://doi.org/10.1175/1520-0469(1982)039<2192:ASAODM>2.0.CO;2).
- Maher, P., and Coauthors, 2019: Model hierarchies for understanding atmospheric circulation. *Rev. Geophys.*, **57**, 250–280, <https://doi.org/10.1029/2018RG000607>.
- Matsuno, T., 1966: Quasi-geostrophic motions in the equatorial area. *J. Meteor. Soc. Japan*, **44**, 25–43, https://doi.org/10.2151/jmsj1965.44.1_25.
- Mesoscale Atmospheric Processes Branch/Laboratory for Atmospheres/Earth Sciences Division/Science and Exploration Directorate/Goddard Space Flight Center/NASA, and Earth System Science Interdisciplinary Center/University of Maryland, 2018: GPCP Version 1.3 One-Degree Daily Precipitation Data Set. Research Data Archive at the National Center for Atmospheric Research, Computational and Information Systems Laboratory, accessed 10 August 2019, <https://doi.org/10.5065/PV8B-HV76>.
- Müller, R., 1989: A note on the relation between the “traditional approximation” and the metric of the primitive equations. *Tellus*, **41A**, 175–178, <https://doi.org/10.3402/tellusa.v41i2.11832>.
- Neelin, J. D., D. S. Battisti, A. C. Hirst, F. F. Jin, Y. Wakata, T. Yamagata, and S. E. Zebiak, 1998: ENSO theory. *J. Geophys. Res.*, **103**, 14261–14290, <https://doi.org/10.1029/97JC03424>.
- Ong, H., and P. E. Roundy, 2019: Linear effects of nontraditional Coriolis terms on intertropical convergence zone forced large-scale flow. *Quart. J. Roy. Meteor. Soc.*, **145**, 2445–2453, <https://doi.org/10.1002/qj.3572>.
- , and —, 2020: Nontraditional hypsometric equation. *Quart. J. Roy. Meteor. Soc.*, **146**, 700–706, <https://doi.org/10.1002/qj.3703>.
- Reed, K. A., and C. Jablonowski, 2012: Idealized tropical cyclone simulations of intermediate complexity: A test case for AGCMs. *J. Adv. Model. Earth Syst.*, **4**, M04001, <https://doi.org/10.1029/2011MS000099>.
- Roundy, P. E., 2012: Observed structure of convectively coupled waves as a function of equivalent depth: Kelvin waves and the Madden–Julian oscillation. *J. Atmos. Sci.*, **69**, 2097–2106, <https://doi.org/10.1175/JAS-D-12-03.1>.
- , 2020: Interpretation of the spectrum of eastward-moving tropical convective anomalies. *Quart. J. Roy. Meteor. Soc.*, **146**, 795–806, <https://doi.org/10.1002/qj.3709>.
- , and M. A. Janiga, 2012: Analysis of vertically propagating convectively coupled equatorial waves using observations and a non-hydrostatic Boussinesq model on the equatorial beta-plane. *Quart. J. Roy. Meteor. Soc.*, **138**, 1004–1017, <https://doi.org/10.1002/qj.983>.
- Silva Dias, P. L., W. H. Schubert, and M. DeMaria, 1983: Large-scale response of the tropical atmosphere to transient convection. *J. Atmos. Sci.*, **40**, 2689–2707, [https://doi.org/10.1175/1520-0469\(1983\)040<2689:LSROTT>2.0.CO;2](https://doi.org/10.1175/1520-0469(1983)040<2689:LSROTT>2.0.CO;2).
- Skamarock, W. C., J. B. Klemp, M. G. Duda, L. D. Fowler, S.-H. Park, and T. D. Ringler, 2012: A multiscale nonhydrostatic atmospheric model using centroidal Voronoi tessellations and C-grid staggering. *Mon. Wea. Rev.*, **140**, 3090–3105, <https://doi.org/10.1175/MWR-D-11-00215.1>.
- Sobel, A. H., J. Nilsson, and L. M. Polvani, 2001: The weak temperature gradient approximation and balanced tropical moisture waves. *J. Atmos. Sci.*, **58**, 3650–3665, [https://doi.org/10.1175/1520-0469\(2001\)058<3650:TWTGAA>2.0.CO;2](https://doi.org/10.1175/1520-0469(2001)058<3650:TWTGAA>2.0.CO;2).
- Ullrich, P. A., T. Melvin, C. Jablonowski, and A. Staniforth, 2014: A proposed baroclinic wave test case for deep-and shallow-atmosphere dynamical cores. *Quart. J. Roy. Meteor. Soc.*, **140**, 1590–1602, <https://doi.org/10.1002/qj.2241>.

- Vallis, G. K., 2017: *Atmospheric and Oceanic Fluid Dynamics*. Cambridge University Press, 946 pp., <https://doi.org/10.1017/9781107588417>.
- Verhoeven, J., and S. Stellmach, 2014: The compressional beta effect: A source of zonal winds in planets? *Icarus*, **237**, 143–158, <https://doi.org/10.1016/j.icarus.2014.04.019>.
- Wheeler, M., and G. N. Kiladis, 1999: Convectively coupled equatorial waves: Analysis of clouds and temperature in the wavenumber–frequency domain. *J. Atmos. Sci.*, **56**, 374–399, [https://doi.org/10.1175/1520-0469\(1999\)056<0374:CCEWAO>2.0.CO;2](https://doi.org/10.1175/1520-0469(1999)056<0374:CCEWAO>2.0.CO;2).
- Yano, J.-I., 1998: Deep convection in the interior of major planets: A review. *Aust. J. Phys.*, **51**, 875–889, <https://doi.org/10.1071/P97079>.
- , and M. Bonazzola, 2009: Scale analysis for large-scale tropical atmospheric dynamics. *J. Atmos. Sci.*, **66**, 159–172, <https://doi.org/10.1175/2008JAS2687.1>.